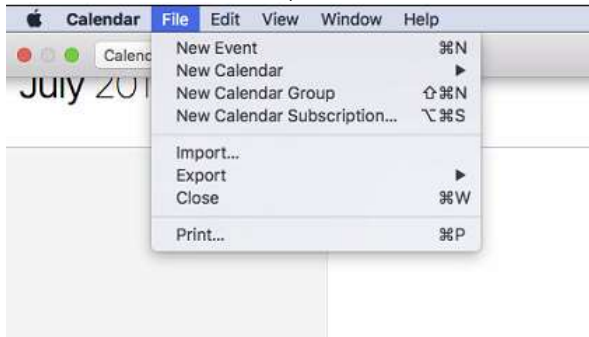


iCal

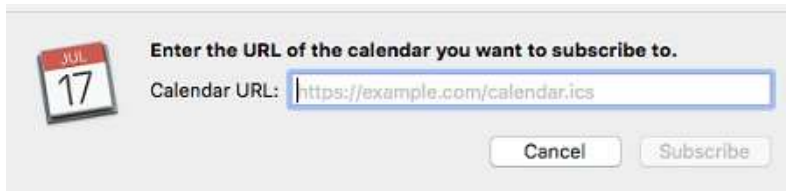
Wednesday, March 2, 2016 4:05 PM

Within iCal

Click File >> New Calendar Subscription



Paste in the URL to the calendar



COM Class of 2020

<https://outlook.office365.com/owa/calendar/50c76156333f46d5b20c09979585c457@rvu.edu/175f97a345204624bf1775721ac2f5858343307064368884132/calendar.ics>

COM Class of 2021

<https://outlook.office365.com/owa/calendar/be57d55982134028b03c7a38d4f13526@rvu.edu/3ef6b56773524115ac33be6a6ac8f88015086850585888291481/calendar.ics>

COM Class of 2022

<https://outlook.office365.com/owa/calendar/be57d55982134028b03c7a38d4f13526@rvu.edu/38eb7e045e484eb388961df7355e0df917350251852898762705/calendar.ics>

COM Class of 2023

<https://outlook.office365.com/owa/calendar/be57d55982134028b03c7a38d4f13526@rvu.edu/a6d08d3761904f72bb666e04e727f17011166951921927561273/calendar.ics>

MSBS Class of 2019

<https://outlook.office365.com/owa/calendar/be57d55982134028b03c7a38d4f13526@rvu.edu/526433fa11ea49cb97acae54f9af4bf47369554992806919629/calendar.ics>

MSBS Class of 2020

<https://outlook.office365.com/owa/calendar/be57d55982134028b03c7a38d4f13526@rvu.edu/66c036719c4541b9aa543b4992646b448301317427580305517/calendar.ics>

PA Class of 2020

<https://outlook.office365.com/owa/calendar/be57d55982134028b03c7a38d4f13526@rvu.edu/04261d70529643e7bc4cd0d831819f8211757922264704642595/calendar.ics>

PA Class of 2021

<https://outlook.office365.com/owa/calendar/be57d55982134028b03c7a38d4f13526@rvu.edu/220418ba554b4d8bb5b53dd3dd754cc613771135112152146455/calendar.ics>

Change the location to On My Mac

Auto-refresh: Every 5 minutes >> Click OK



"Class of 2020" Info

Name:

Subscribed to:

Location:

Remove: Alerts
 Attachments

Last updated: December 29, 1 at 5:00:04 PM GMT-6:59:56

Auto-refresh:

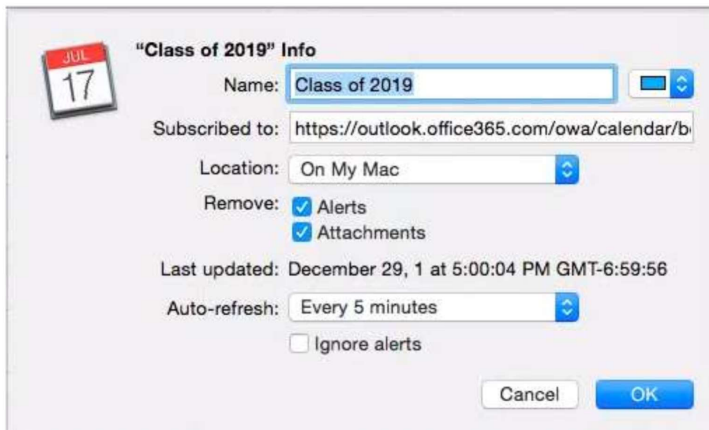
Ignore alerts

Cancel

OK

Change the location to: On My Mac

Auto-refresh: Every 5 minutes >> Click OK



The image shows a dialog box titled "Class of 2019" Info. On the left is a calendar icon for July 17. The dialog contains the following fields and options:

- Name:** A text box containing "Class of 2019" with a dropdown arrow on the right.
- Subscribed to:** A text box containing the URL "https://outlook.office365.com/owa/calendar/b".
- Location:** A dropdown menu currently set to "On My Mac".
- Remove:** Two checked checkboxes: "Alerts" and "Attachments".
- Last updated:** A text box containing "December 29, 1 at 5:00:04 PM GMT-6:59:56".
- Auto-refresh:** A dropdown menu currently set to "Every 5 minutes".
- Ignore alerts
- Buttons for "Cancel" and "OK" at the bottom right.